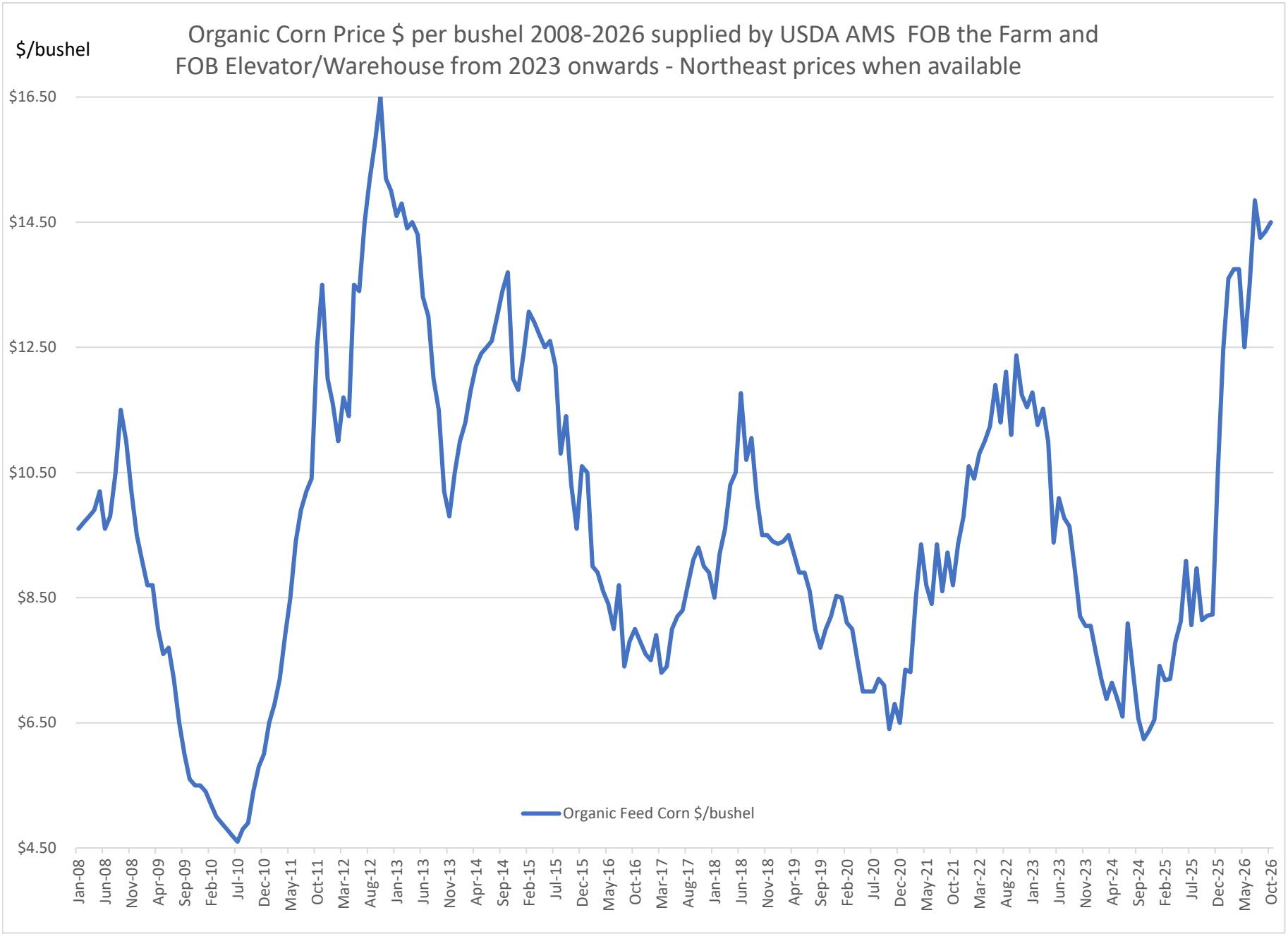
Organic Corn Price $ per bushel 2008-2026 supplied by USDA AMS FOB the Farm and FOB Elevator/Warehouse from 2023 onwards - Northeast prices when available
$/bushel
$16.50
$14.50
$12.50
$10.50
$8.50
$6.50
$4.50
Organic Feed Corn $/bushel
Jan-08
Jun-08
Nov-08
Apr-09
Sep-09
Feb-10
Jul-10
Dec-10
May-11
Oct-11
Mar-12
Aug-12
Jan-13
Jun-13
Nov-13
Apr-14
Sep-14
Feb-15
Jul-15
Dec-15
May-16
Oct-16
Mar-17
Aug-17
Jan-18
Jun-18
Nov-18
Apr-19
Sep-19
Feb-20
Jul-20
Dec-20
May-21
Oct-21
Mar-22
Aug-22
Jan-23
Jun-23
Nov-23
Apr-24
Sep-24
Feb-25
Jul-25
Dec-25
May-26
Oct-26

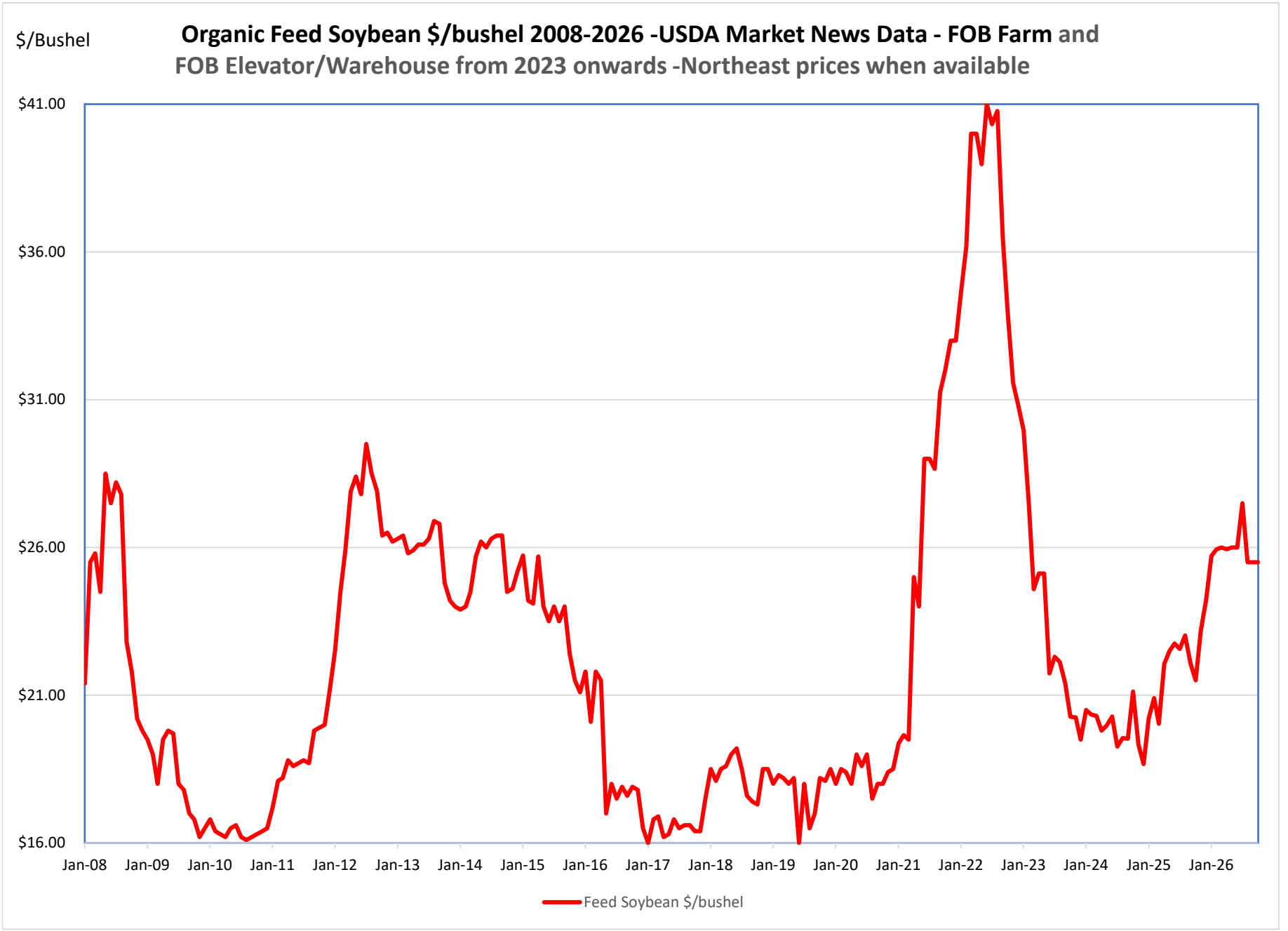
$/Bushel
Organic Feed Soybean $/bushel 2008-2026 -USDA Market News Data - FOB Farm and
FOB Elevator/Warehouse from 2023 onwards -Northeast prices when available
$41.00
$36.00
$31.00
$26.00
$21.00
$16.00
Jan-08
Jan-09
Jan-10
Jan-11
Jan-12
Jan-13
Jan-14
Jan-15
Jan-16
Jan-17
Jan-18
Jan-19
Jan-20
Jan-21
Jan-22
Jan-23
Jan-24
Jan-25
Jan-26
Feed Soybean $/bushel

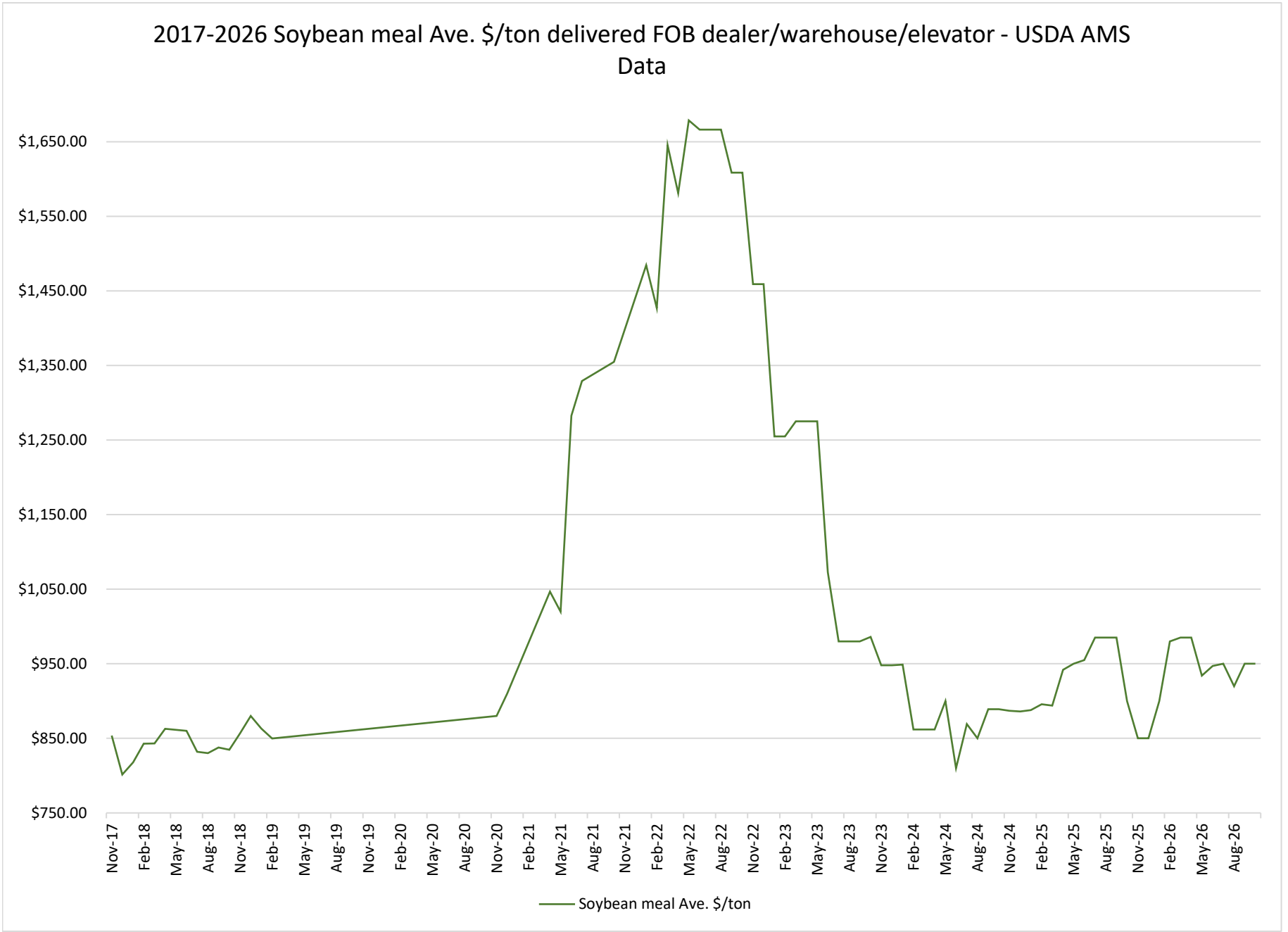
2017-2026 Soybean meal Ave. $/ton delivered FOB dealer/warehouse/elevator - USDA AMS Data
$1,650.00
$1,550.00
$1,450.00
$1,350.00
$1,250.00
$1,150.00
$1,050.00
$950.00
$850.00
$750.00
Nov-17
Feb-18
May-18
Aug-18
Nov-18
Feb-19
May-19
Aug-19
Nov-19
Feb-20
May-20
Aug-20
Nov-20
Feb-21
May-21
Aug-21
Nov-21
Feb-22
May-22
Aug-22
Nov-22
Feb-23
May-23
Aug-23
Nov-23
Feb-24
May-24
Aug-24
Nov-24
Feb-25
May-25
Aug-25
Nov-25
Feb-26
May-26
Aug-26
Soybean meal Ave. $/ton

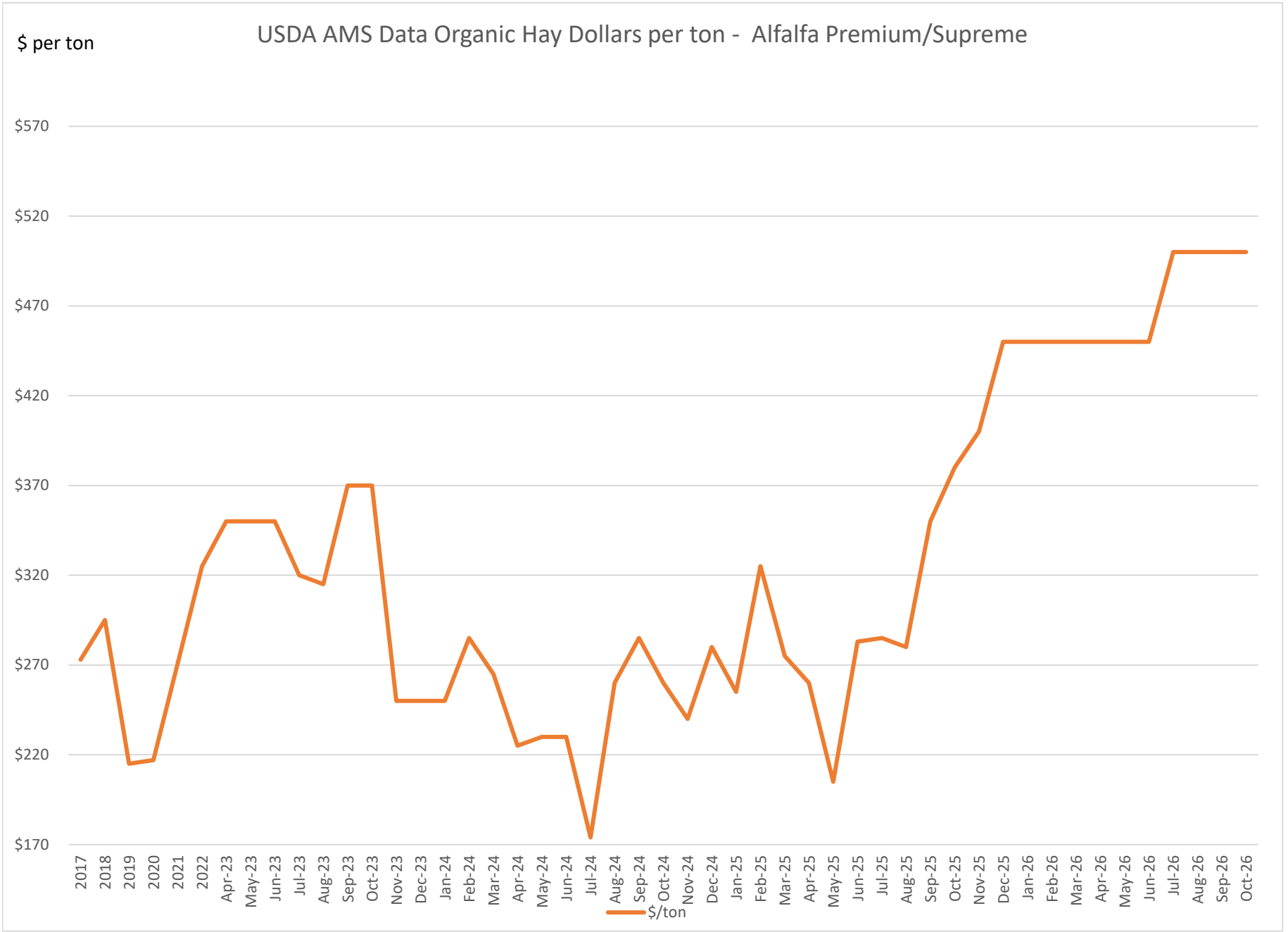
$ per ton
USDA AMS Data Organic Hay Dollars per ton - Alfalfa Premium/Supreme
$570
$520
$470
$420
$370
$320
$270
$220
$170
2017
2018
2019
2020
2021
2022
Apr-23
May-23
Jun-23
Jul-23
Aug-23
Sep-23
Oct-23
Nov-23
Dec-23
Jan-24
Feb-24
Mar-24
Apr-24
May-24
Jun-24
Jul-24
Aug-24
Sep-24
Oct-24
Nov-24
Dec-24
Jan-25
Feb-25
Mar-25
Apr-25
May-25
Jun-25
Jul-25
Aug-25
Sep-25
Oct-25
Nov-25
Dec-25
Jan-26
Feb-26
Mar-26
Apr-26
May-26
Jun-26
Jul-26
Aug-26
Sep-26
Oct-26
$/ton